

TransLight Corp - TLC

Jacksonville, Florida

Telephone 904 288 0070 - Facsimile 904 288 9966

Email: main@translight-tlc.com - Website: translight-tlc.com



New Product Release

Slide-on Lamp Mounted Reflector for Color Light Signals

This Patent Pending Device was masterfully designed to increase brightness and distant beam candlepower projection, overall conspicuity within the existing lenses optics, thereby reducing the chance of ambiguities of illuminated color signal aspects displays and increasing distance viewing for safer train operations. The mounting design of this reflector is configured for slide-on mounting onto the lamp's base area, assuring consistent focal alignment and easing field installation without any tools, and once installed, will not move by vibration or shock.

To install: Remove the existing lamp from the socket, slide the reflector onto the lamp's base until it stops at the top flanged rim of the lamp's base. If the lamp has a solder connection at the rim, make sure the solder connection is aligned between the reflector's clamp opening, then insert the lamp. Rotate the reflector until the front outer circular edge of the reflector is parallel with the lens. Installation done in less than 1-minute. and Reflector is reusable during relampig intervals.

T-4 Lamp with Slide-on Reflector




The two generic Signals used for train control operations are the Color Light and Searchlight Signals. When comparing these two signals, searchlight signals have more beam candlepower projection than color light signals, and with some railroads replacing searchlight signals with color light signals, we have been asked: "Do you have any lamps that will make color light signals as bright as searchlight signals?" Our answer was no; because of the existing electrical limitation for lighting devices (additional lamp amperage requirements). Because of the user's desire for maximum beam candlepower projection, our answer to this question is to try, before you buy this specifically designed slide-on reflector that readily mounts onto existing in-service signal lamps. After you evaluate and are satisfied with the improvements, then buy. Contact us for samples.


S-11 Lamp with Slide-on Reflector




Clamp base of Reflector mounted on lamp base in existing gap between top of socket & top of lamp's base.



Lamp in CLS without Reflector.



Lamp in CLS with Reflector, mounted correctly.



Reflector mounted in reverse for illustration purposes only, to show lamp's focal position.

Train control color light signals are configured for maximizing beam candlepower projection with lens optics for controlling far and near beam patterns so train crews can maximize safe train handling operations. Color Light beam patterns are limited by using only focal light point projection. The parabolic reflectors within searchlight signals are designed to utilize as much of the light from the light point source (lamp filament) as possible. For color light signals, the duplex lens set (color inner lens and clear outer lens) were designed to utilize the optical distance of the light point source (lamp filament) and the focal center of the lens set. The small diameter design and radius for the portion of the sphere used for the concave curvature of our slide-on reflector, utilize additional light from the lamp, similar to searchlight signals and projects it onto the full diameter of the inner lens to increase projected beam candlepower performance of the existing light source by up to three times, while rejecting exterior light penetration. Based on known lighting logic that the brighter the projected light (Beam Lumens) from a color signal, makes the intended displayed color more distinguishable and decreases the possibility of exterior light obliterating displayed colors, thereby reducing the chance of the phantom color display phenomenon.

Reflectors are packaged 10 per carton, and therefore must be ordered in 10 reflector cartons. For a sample, questions and/or comments, please call our main office; Ordering and Reference information shown below.

Reflector, Slide-on, Color Light Signal,
Bayonet Base Mount, for S-11 or T-4 Lamps.
TLC P/N. SOR-CLS1, 10 Per Carton.

Notice: This is a "Patent Pending" device, and any infringement thereof will be vigorously fought by Legal action.